


A Bilingual Academy for Learning
"Where your child shines bright!"

- Newborns - 5 Years Old
- VPK & CDS Available
- FREE Pre-K for 4 year olds
- Bilingual Program
- Certified Teachers
- Small Class Sizes
- Computer Lab
- Smart Board Technology
- Internet Cameras
- Large Outdoor Area
- Before & After School
- Program & Activities

www.smartstartsdayschool.com

Bring this book and receive \$100 off tuition or registration.
Must be present at the time of registration.



Smart Starts



We are invited to a
Halloween Party
at the Scary
House.
Would you
like to come?




DAY
SCHOOL

Smarty Pants, the light bulb marks his calendar for the party. The Halloween Party at the Scary House will be on Halloween Day which is celebrated each year on


October 31st.



Smarty Pants invites all his family and friends to the Halloween Party at the Scary House. What do you think that they will each dress up as?





Tino, the pine wood pencil tries on his monster costume.




Baby B found a crown and wants to use it for the party. Baby B's Mom and Dad will dress up as a ghost and a skeleton. What are you going to dress up as for Halloween?



Help Smarty Pants, the Smart Starts Day School light bulb, put on his costume for the Halloween Party at the Scary House.




Papiro, the paper, finds his Halloween costume. He wants to be a spider. How many legs does the spider have?



Smarty Pants, the light bulb is ready to go trick or treat and walk to the Halloween Party at the Scary House.




Help the Smart Starts Day School characters
find their way to the Scary House for
the Halloween Party. ☆
Could you point to the Scary House?



You did it! Everyone is on the way to the Scary House for the Halloween Party.
Whose costume do you like the most?



We made it to the party! Everyone is sure to have a fun time dancing to music. Smart Starts Day School wishes you a safe and Happy Halloween!



Decorate your own trick or treat bag with the Smart Starts Day School characters.

1. color the characters
2. cut out each character
3. apply glue to the back of each drawing
4. glue it to your trick or treat bag

